

Report No.: 32.05522 Tracklight

Test Time: 2023-07-13 15:05

Luminaire Property

Luminaire Category: Bridgelux V6HD 3000K CRI90

Voltage: 208.5 V

Current: 0.121 A

Power: 14.50 W

Power Factor: 0.560

Photometric Results

CIE Class: Direct

Measurement Flux: 1250.2 lm

Downward Ratio: 100%

Horizontal Diffuse Angle(50%): H10

Vertical Diffuse Angle(50%): V10

Luminaire Efficacy Rating (LER): 86

Max. Intensity: 12431.79 cd

Total Rated Lamp Lumens: 1250.2 lm

Efficiency: 100%

Upward Ratio: 0%

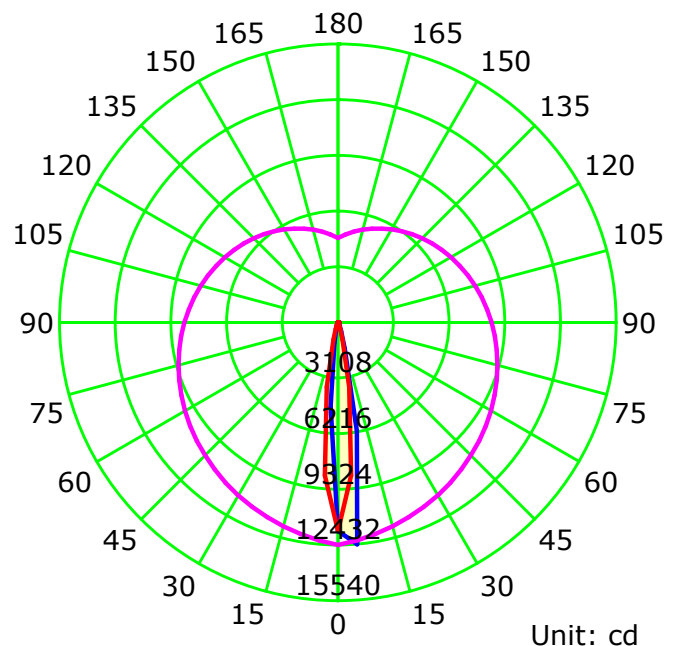
Central Intensity: 11640.61 cd

Pos of Max. Intensity: H0 V5

Picture Of Luminaire



Luminous Intensity Distribution Curve



— C0-C180 — C90-C270 — G5

C Plane (°):0.0-180.0: 180.0

Test Lab:

Test Type: TYPE C

Temperature:

Operator:

Gamma Plane (°):0.0-90.0:5.0

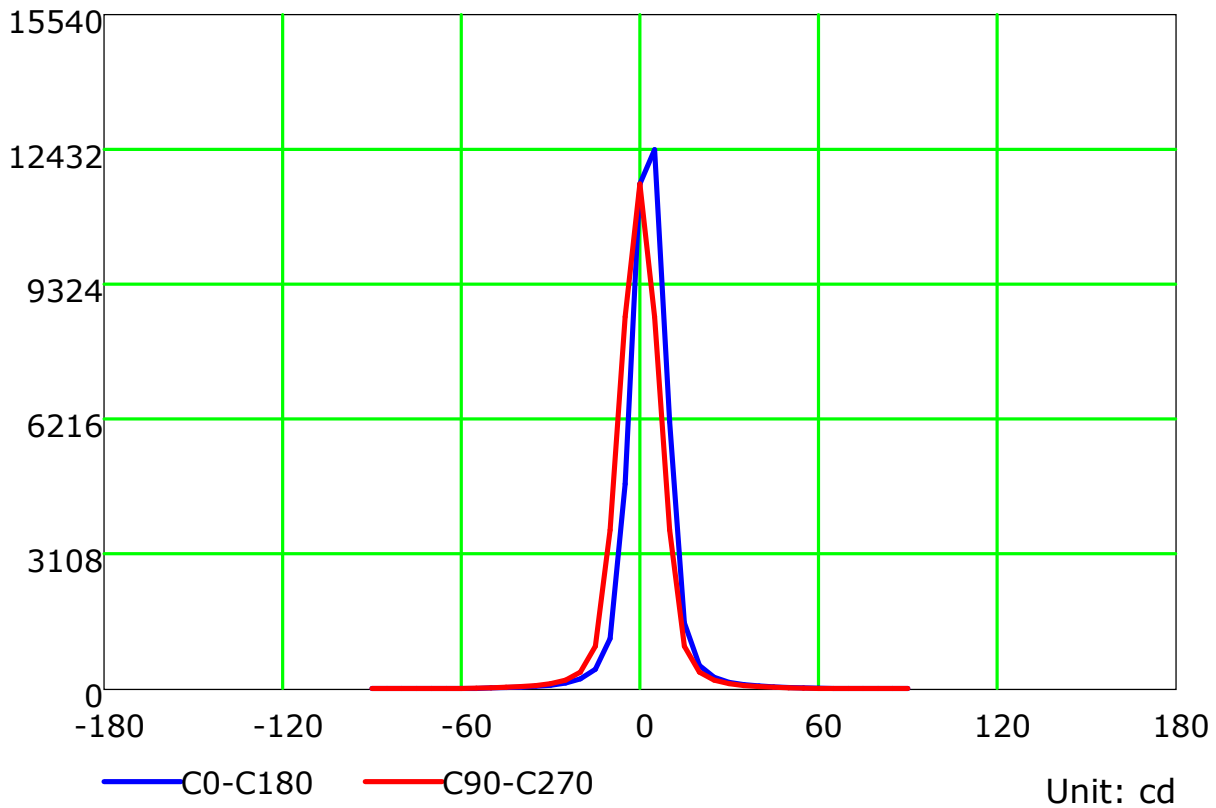
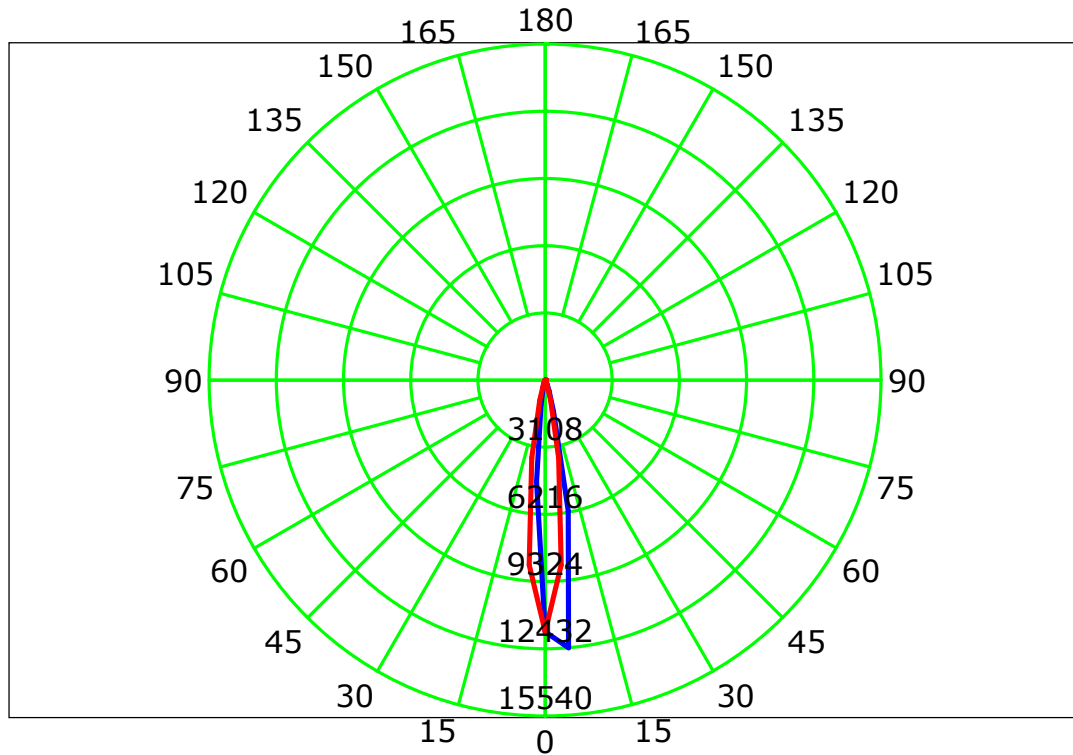
Test Device: CHL-6E

Distance: 3.000 m

Humidity:

Inspector:

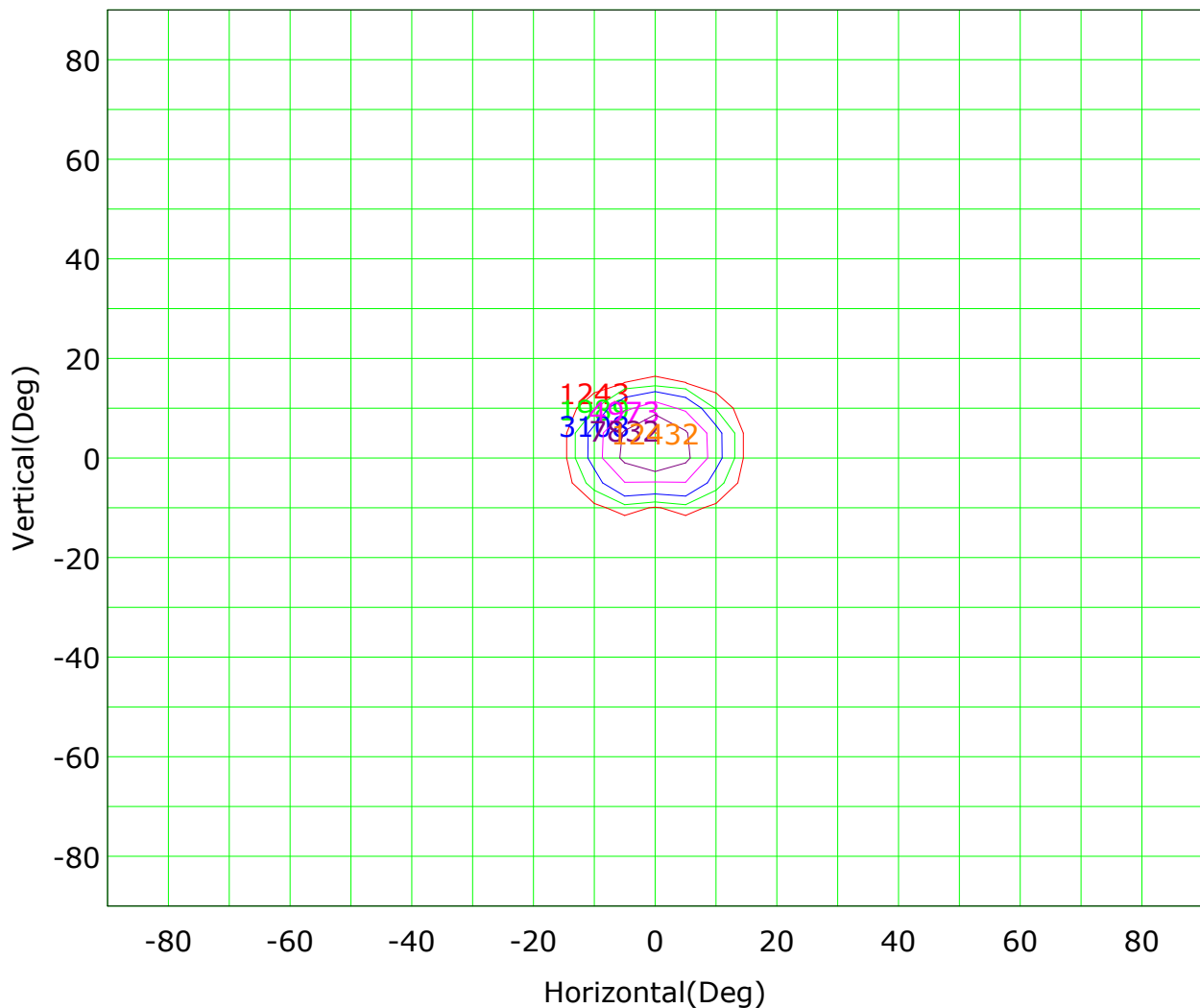
Luminous Intensity Distribution Curve



C Plane (°):0.0-180.0: 180.0
Test Lab:
Test Type: TYPE C
Temperature:
Operator:

Gamma Plane (°):0.0-90.0:5.0
Test Device: CHL-6E
Distance: 3.000 m
Humidity:
Inspector:

Isocandela (rectangle)



Imax (100%): 12432 cd

(10%): 1243 cd	(16%): 1989 cd
(25%): 3108 cd	(40%): 4973 cd
(63%): 7832 cd	(100%): 12432 cd

C Plane (°):0.0-180.0: 180.0

Test Lab:

Test Type: TYPE C

Temperature:

Operator:

Gamma Plane (°):0.0-90.0:5.0

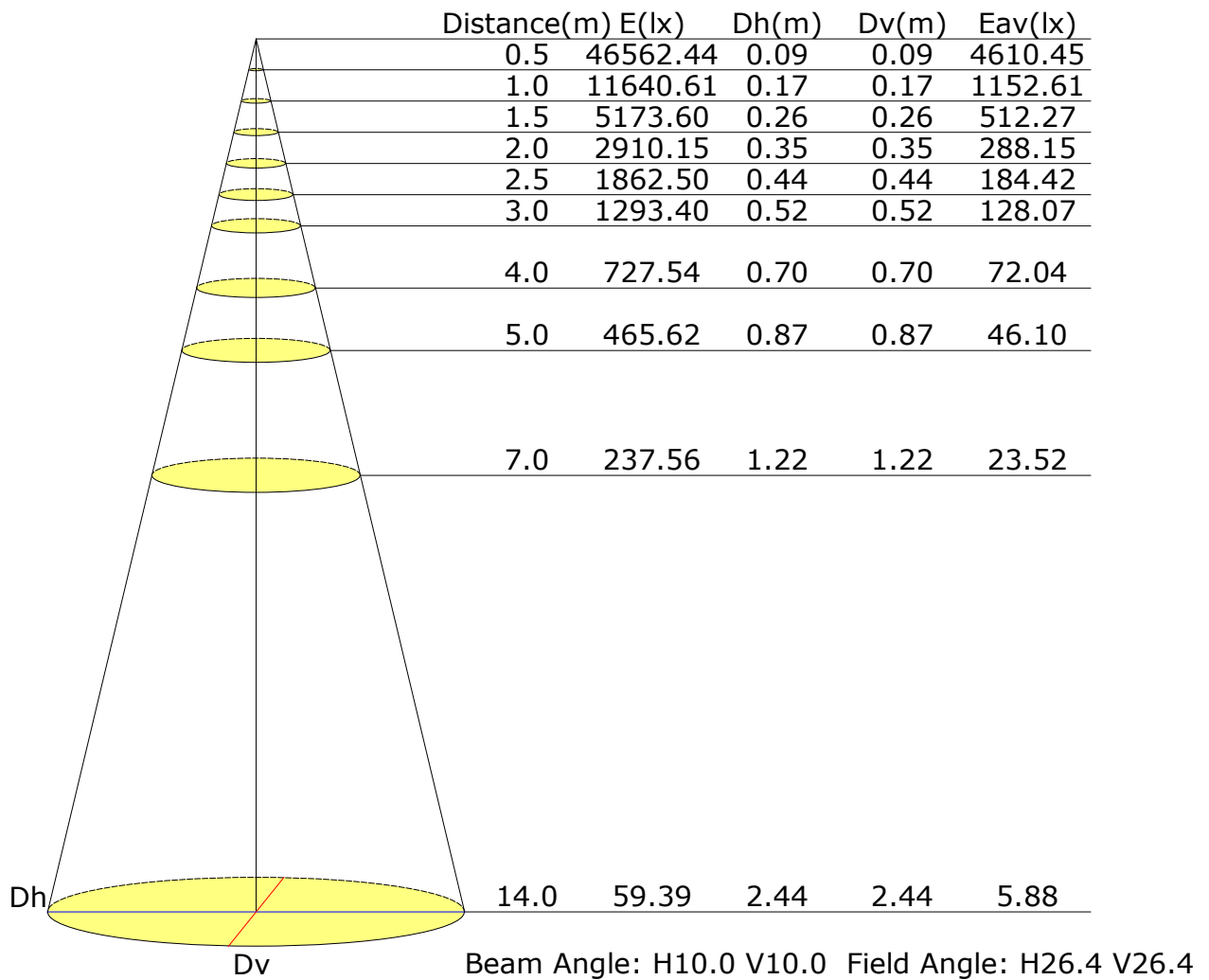
Test Device: CHL-6E

Distance: 3.000 m

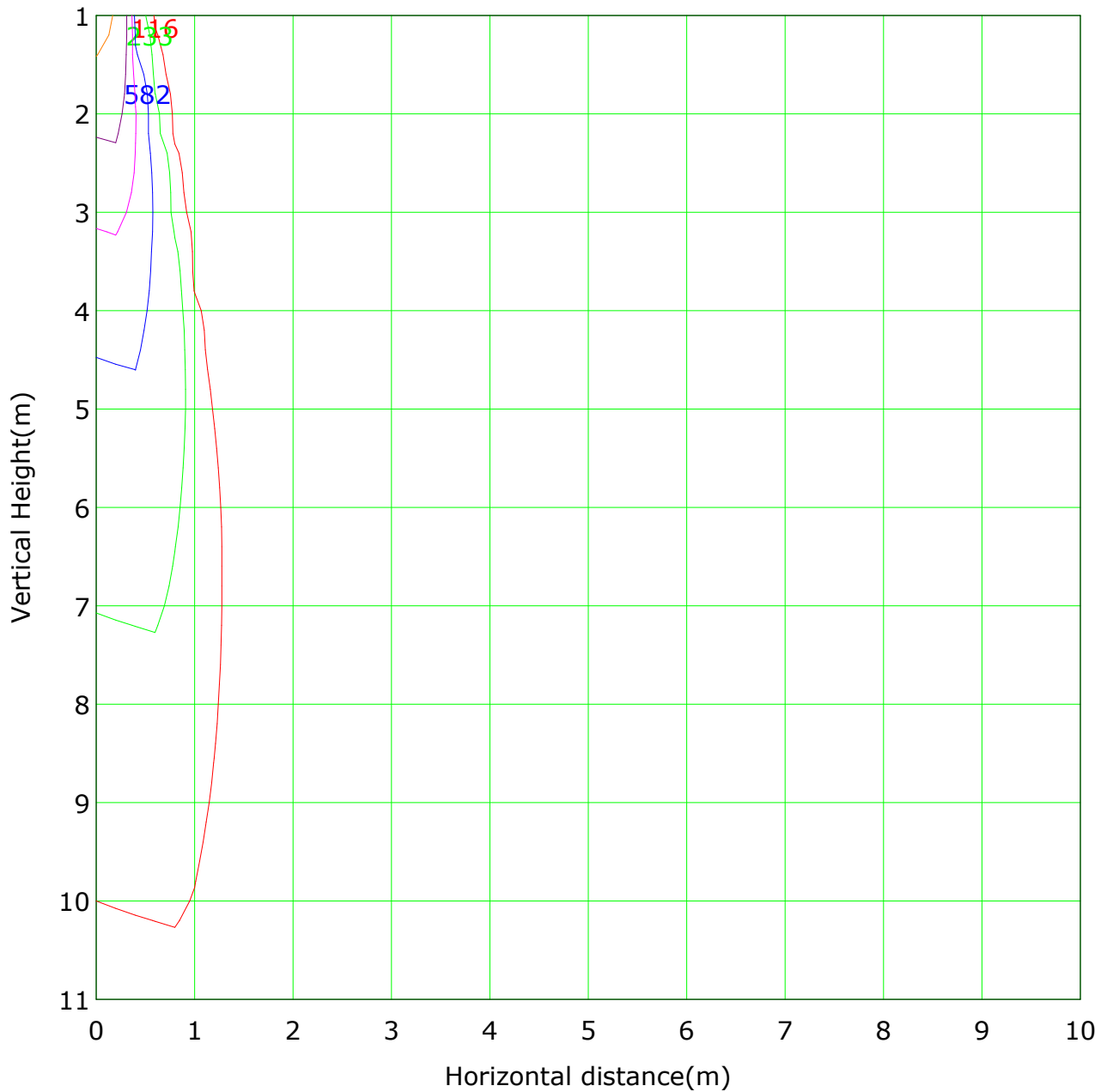
Humidity:

Inspector:

Illuminance at a Distance



Vertical IsoLux Plot

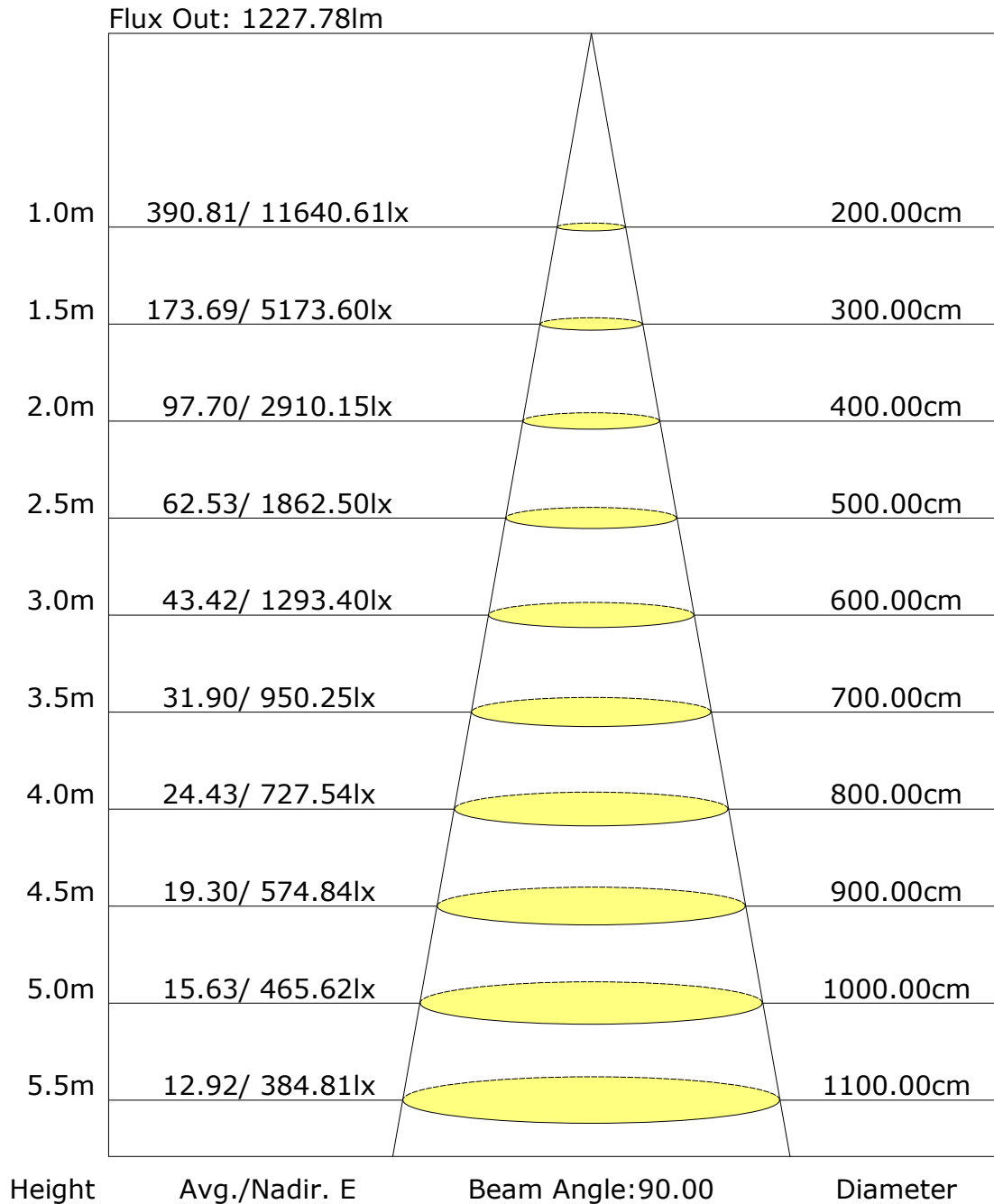


Lowest(m): 1m Highest(m): 11 Max Lux: 11641
— (1%): 116 lx — (2%): 233 lx
— (5%): 582 lx — (10%): 1164 lx
— (20%): 2328 lx — (50%): 5820 lx
— (100%): 11641 lx

C Plane (°):0.0-180.0: 180.0
Test Lab:
Test Type: TYPE C
Temperature:
Operator:

Gamma Plane (°):0.0-90.0:5.0
Test Device: CHL-6E
Distance: 3.000 m
Humidity:
Inspector:

The average illuminance effective figure



C Plane (°): 0.0-180.0: 180.0
Test Lab:
Test Type: TYPE C
Temperature:
Operator:

Gamma Plane (°): 0.0-90.0: 5.0
Test Device: CHL-6E
Distance: 3.000 m
Humidity:
Inspector:

Zonal Lumen

[illegible]

Inspector:

Candlepower Table

Unit: cd

[illegible]

C Plane (°):0.0-180.0: 180.0

Test Lab:

Test Type: TYPE C

Temperature:

Operator:

Gamma Plane (°):0.0-90.0:5.0

Test Device: CHL-6E

Distance: 3.000 m

Humidity:

Inspector: